






INSTRUCTIONS: 1. Place 8-up-sheets in the tray of your copier or printer. 2. Prepare personalized message.
3. (Copier only): Place personalized message in upper portion of copier. 4. Check first copy to insure alignment.
5. Make required copies. 6. Separate Prayer Cards along micro-perforation.














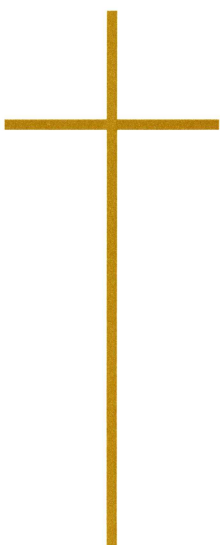
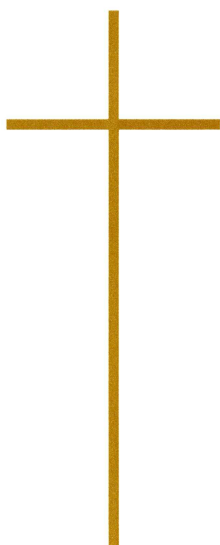
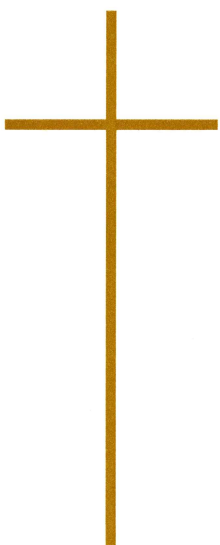

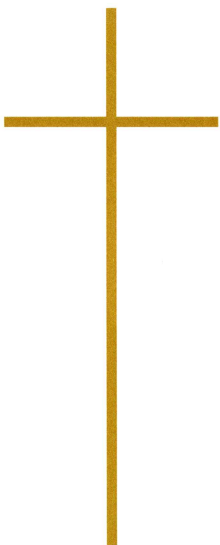
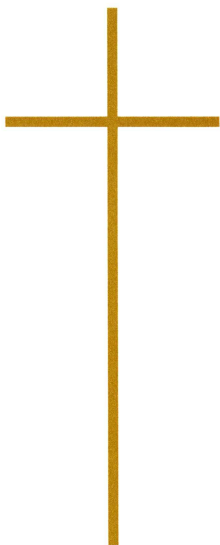

- INSTRUCTIONS: 1. Place 8-up-sheets in the tray of your copier or printer. 4. Check first copy to insure alignment.
2. Prepare personalized message. 5. Make required copies.
3. (Copier only): Place personalized message in upper portion of copier. 6. Separate Prayer Cards along micro-perforation.




INSTRUCTIONS: 1. Place 8-up-sheets in the tray of your copier or printer. 4. Check first copy to insure alignment.
2. Prepare personalized message. 5. Make required copies.
3. (Copier only): Place personalized message in upper portion of copier. 6. Separate Prayer Cards along micro-perforation.









- INSTRUCTIONS: 1. Place 8-up-sheets in the tray of your copier or printer. 4. Check first copy to insure alignment.
2. Prepare personalized message. 5. Make required copies.
3. (Copier only): Place personalized message in upper portion of copier. 6. Separate Prayer Cards along micro-perforation.




© peka




© peka




© peka




© peka




© peka



© peka



© peka



© peka

INSTRUCTIONS: 1. Place 8-up-sheets in the tray of your copier or printer.
 2. Prepare personalized message.
 3. (Copier only): Place personalized message in upper portion of copier.
 4. Check first copy to insure alignment.
 5. Make required copies.
 6. Separate Prayer Cards along micro-perforation.



© peka



© peka



© peka



© peka



© peka




© peka



© peka




© peka



*Going
Home...*




*Going
Home...*




*Going
Home...*




*Going
Home...*




*Going
Home...*



*Going
Home...*



*Going
Home...*



*Going
Home...*



MB



MB



MB




MB



MB



MB



MB



MB

